

Foundation Programme
in Literacy, Numeracy and Skills
(FPLNS)

现代汉语

MODERN CHINESE

GRADE 9

Educator's Guidelines

Theme 1: Me
My Country

MAHATMA GANDHI INSTITUTE
under the aegis of
MINISTRY OF EDUCATION AND HUMAN RESOURCE
Republic of Mauritius

2026

Table of content

» Guide to Educators	iii
» Activity 1: Listen and repeat.	1
» Activity 2: Locate.....	2
» Activity 3: Read and recognise the colours.....	3
» Activity 4: Colour the Mauritian flag and name the colours.	4
» Activity 5: Recognise and name the features of Mauritius.	5
» Activity 6: Form simple sentences.	7
» Activity 7: Read and copy the words.....	9
» Activity 8: Choose the correct words.....	10
» Activity 9: Write simple sentences.	11
» Activity 10: Rearrange the words.....	12
» Activity 11: Reading comprehension	13

Guide to Educators

Learning Outcomes

- Identify and name words related to my country.
- Read short passages with proper pronunciation.
- Describe 'My Country' orally and in written using simple sentences.

Activities

- Listen and repeat.
- Locate.
- Read and recognise the colours.
- Colour the Mauritian flag and name the colours.
- Recognise and name the features of Mauritius.
- Form simple sentences.
- Read and copy the words.
- Choose the correct words.
- Write simple sentences.
- Rearrange the words.
- Reading comprehension.

Other Proposed Activities

- Poster Making – Love My Mauritius.
- National dress – Show & Tell.
- Cultural Food Fair.

Additional Resources

- Flashcards and pictures of Mauritian landmarks, foods, festivals, and animals.
- Worksheets (word search, matching, comprehension, and map labelling).
- Glue, scissors, crayons.
- Patriotic song/poem audio or text.
- Atlas or blank map of Mauritius.

Portfolio Assessment

- Skills-based assessments.

Activity 1: Listen and repeat.

Listening and Reading Activities:

- The Educator reads the song aloud.
- The students listen and repeat.

毛里求斯国歌

Máolǐqiúsī Guógē

荣耀归于你，祖国，

Róngyào guīyú nǐ, zǔguó,

我亲爱的祖国。

wǒ qīn' ài de zǔguó.

你的美丽如此动人，

Nǐ de měilì rúcǐ dòngrén,

你的芬芳如此甜美，

nǐ de fēnfāng rúcǐ tiánměi,

我们围绕着你团结一致，

wǒmen wéirào zhe nǐ tuánjié yīzhì,

作为一个民族，

zuòwéi yīgè mínzú,

作为一个国家，

zuòwéi yīgè guójiā,

在和平、正义和自由中。

zài héping, zhèngyì hé zìyóu zhōng.

亲爱的祖国，

Qīn' ài de zǔguó,

愿上帝保佑你，

yuàn Shàngdì bǎoyòu nǐ,

直到永远。

zhídào yǒngyuǎn.

Other similar resources are available through the following links:

https://www.bilibili.com/video/BV14yCvBHEqP/?share_source=copy_web
https://www.bilibili.com/video/BV1MCTMzrEQq/?share_source=copy_web

Activity 2: Locate.

Listening and Speaking Activities:

The Educator helps the students to:

- identify and name the cardinal points (North, South, East and West).
- locate places based on their directions.




Activity 3: Read and recognise the colours.

Reading and Speaking Activities:

- The Educator reads the names of different colours.
- The students recognise the colours and repeat.



红



白



黑



绿



蓝



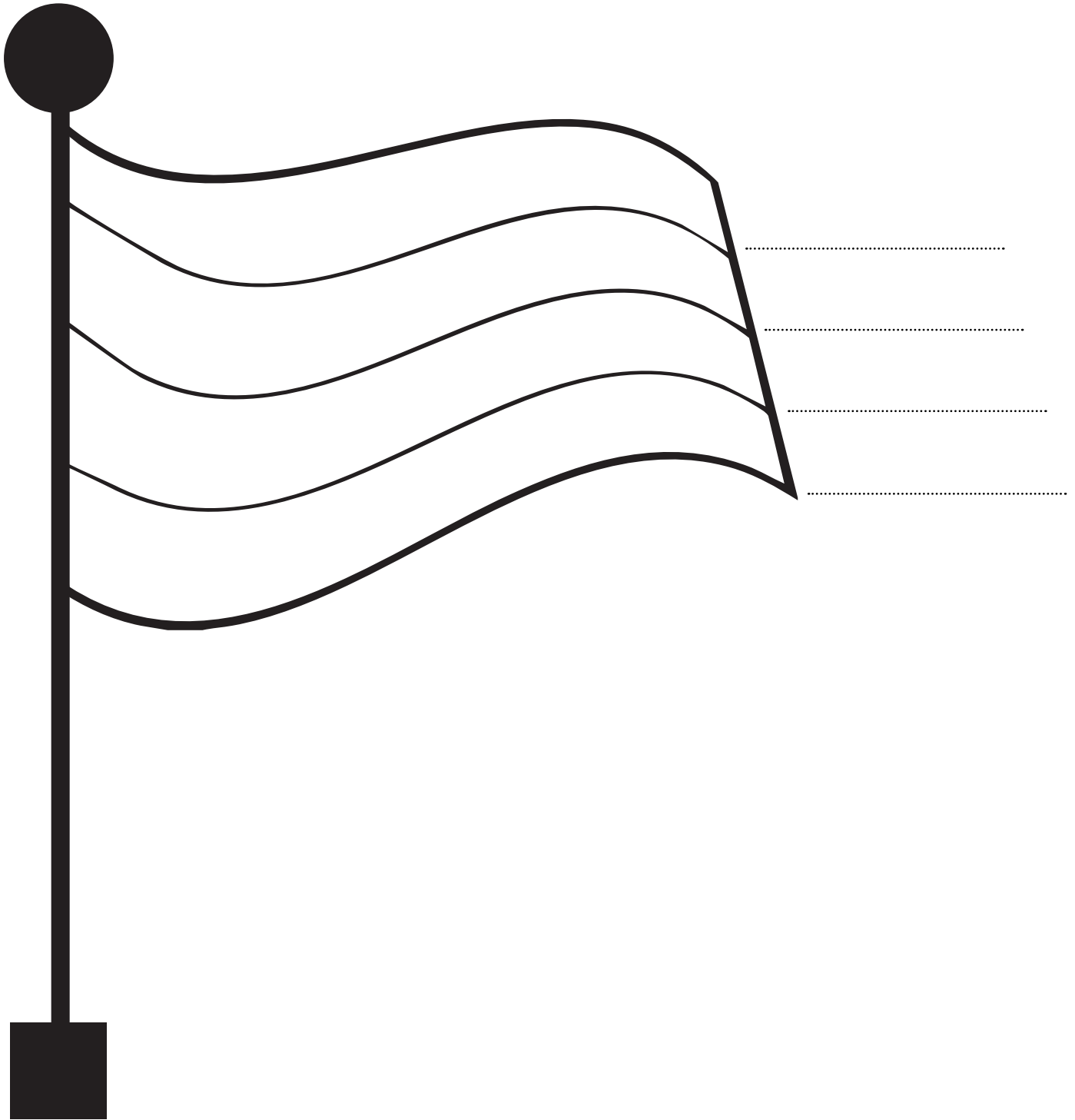
黄

Activity 4: Colour the Mauritian flag and name the colours.

Reading and Writing Activities:

The students:

- colour the Mauritian flag.
- write and read the names of the colours.



Activity 5: Recognise and name the features of Mauritius.

Listening, Reading and Writing Activities:

The Educator reads the words aloud.

The students:


- listen and repeat.
- copy each word in the spaces provided.



山

shān

.....
.....



公园

gōngyuán

.....
.....



海滩

hǎitān

.....
.....



甘蔗园

gānzhè yuán

.....
.....



瀑布


pùbù

.....
.....




河
hé

.....
.....



森林
sēnlín

.....
.....



动物
dòngwù

.....
.....




鸟
niǎo

.....
.....



花
huā

.....
.....



水果
shuǐguǒ

.....
.....

Activity 6: Form simple sentences.

例子：

山

这是一座山。

这座山很高。

山上长满了树。

Speaking and Writing Activities:

The students orally construct 3 simple sentences using the words provided and write them in the given spaces.

(一) 海滩

.....

.....

.....

(二) 鸟

.....

.....

.....

(三) 花

.....

.....

.....

(四) 森林

.....

.....

.....

(五) 动物

.....

.....

.....

Activity 7: Read and copy the words.

Reading and Writing Activities:

- The Educator reads the words aloud.
- The students repeat the words and copy them three times.

(一) 独立日 独立日 独立日 独立日

(二) 国家

(三) 国歌

(四) 贵宾

(五) 总理

(六) 致辞

(七) 国旗

(八) 演讲

Activity 8: Choose the correct words.

Listening, Reading and Writing Activities:

The Educator reads the sentences aloud.

The students:

- write the correct answers.
- read the complete sentences.

(一) 毛里求斯国旗有_____颜色。

(五种、四种)

(二) 毛里求斯的首都是_____。

(莫卡、路易港)

(三) 渡渡_____又大又胖。

(鸟、鹿)

(四) 人头山是一座高_____。

(山、河)

(五) 孩子们在_____游泳。

(海里、花园)

Activity 9: Write simple sentences.

Reading and Writing Activities:

- The Educator reads and explains the pair of words.
- The students use the provided pair of words to write simple sentences and read them.

(一) 唱 - 国歌

.....

.....

(二) 去 - 海滩

.....

.....

(三) 参观 - 公园

.....

.....

(四) 海里 - 游泳

.....

.....

(五) 种 - 甘蔗

.....

.....

Activity 10: Rearrange the words.

Writing and Reading Activities:

The students rearrange the words in the correct order and read the complete sentences.

(一) 在、我们、庆祝、三月十二日、独立日

.....

(二) 美、蓝湾、很、的、海

.....

(三) 蓝色、有、红色、黄色、和、绿色、毛里求斯国旗

.....

(四) 吃、我们、芒果、夏天

.....

(五) 路易港、寇丹广场、在

.....

Activity 11: Reading comprehension.

Listening, Reading and Writing Activities:

The Educator reads and explains the passage.

The students:

- listen and repeat.
- fill in the blanks with the correct words and read the complete sentences.

三月十二日是毛里求斯独立日。我们学校每年都会庆祝独立日。我们高兴地挥舞国旗，我们一起唱国歌。校长发表了关于我们国家的讲话。贵宾宣读了总理的致辞。学生们演唱爱国歌曲、朗诵诗歌。学生们吃蛋糕、喝果汁。每个人都非常开心，我们为祖国感到骄傲。

例子：三月十二日是毛里求斯独立日。

(一) 我们_____每年都会庆祝独立日。

(二) 我们高兴地挥舞_____。

(三) 我们一起唱_____。

(四) 校长发表了关于我们_____的讲话。

(五) 贵宾宣读了总理的_____。

(六) 学生们演唱爱国歌曲、朗诵_____。

(七) 学生们吃_____、喝果汁。

(八) 我们为祖国感到_____。